

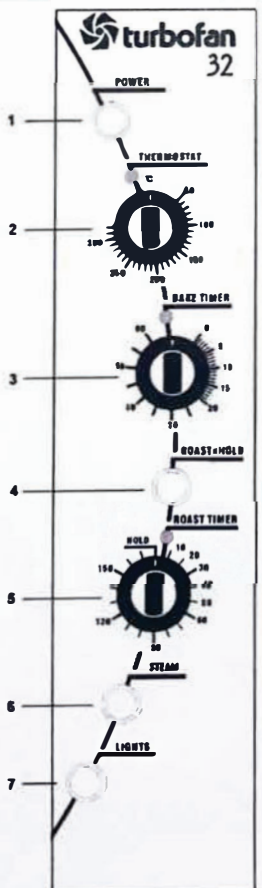


Operation Guide for Moffatt Electric Convection Oven E32MS

Following these simple instructions will ensure the successful operation of your rental appliance.

Aztec appliances are equipped with Nema #15-S0p plugs, and will require you to have a 50 Amp, 250v Nema #15-S0r receptacle. Please see photos below:

	
<p>Nema #15-50p</p>	<p>Nema #15-50r</p>
	<ol style="list-style-type: none"> 1) Power switch 2) Thermostat 3) Bake timer 4) Hold switch 5) Roast timer 6) Steam switch 7) Light switch



Operation of Oven

- 1) Ensure that thermostat (2) and timer (3) are in the OFF (up) position.
- 2) Plug unit into wall receptacle.
- 3) Depress power switch (1).
- 4) Adjust thermostat and timers as needed.
- 5) Oven door MUST be closed for the oven to operate.